

# trotec®

*laser. marking cutting engraving*


Dependable Marking Laser For Industrial Applications

## → SpeedMarker FL



**setting  
new  
standards**

[www.troteclaser.com](http://www.troteclaser.com)



High speed marking laser  
Customisable laser software  
Developed for industrial use

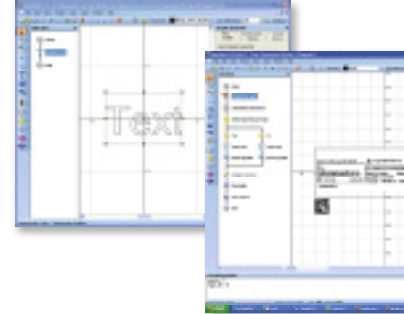


## Marking Laser with Galvo Technology Highest Speed & Precision

Save time and maintain high precision when marking your component parts with the SpeedMarker FL. The digitally controlled marking head ensures extremely sharp marking and engraving while the Galvo technology means that many components can be marked in less than a second.

## One Program for all Production Steps SpeedMark Marking Software

The SpeedMark software has been specifically developed for automated marking processes. It includes functionality covering common production steps from data and graphics import to serialization and barcode generation. Additionally the SpeedMark user interface can be individually customized to fully integrate with existing processes.



Standard



### Modular laser system

The SpeedMarker FL can be optimally customized according to your work processes and materials. Choose from different laser power settings (10-50 watt) and set marking area sizes that best suit your needs.

### Integration in existing facilities

For integration in existing systems the SpeedMarker FL provides several 24V I/O's. Up to 4 additional directly actuated axis can also be connected.

### SpeedMark marking software benefits

- Customizable user interface
- Automatic and consecutive barcode generation
- Material database for adjusting marking parameters
- User rights management

### Adaptable to your application

The SpeedMark marking software functionality can be customized and extended via the use of macros. This allows the software to be adjusted to perfectly fit existing processes.

Options



### High-performance Galvos

Increase the marking speed of your SpeedMarker with the optional high-performance Galvos. Mark up to 900 characters per second for even more productivity.

### Additional lenses

Adjust the size of your marking area from 2.8 x 2.8" to 12.2 x 12.2" by using different focal lenses.



### Laser Workstation LWS 780

The LWS 780 is a complete marking station built around the SpeedMarker FL marking laser. It provides optimal workplace safety and makes parts handling very easy. The LWS 780 is available with an electrically operated safety door or alternatively with a rotary table for fast switching of work pieces.



→ **Maintenance-Free Laser Source & Minimal Operating Costs**  
**Maximum Cost-Effectiveness**

SpeedMarker FL owners can expect a long cost effective operating life from their system. There are no operating consumables and the maintenance free laser source and integrated air cooling provide high reliability over the life of the machine.

→ **Very low maintenance required**

Trotec systems are designed and engineered for long-term trouble free operation. The laser source is maintenance free and vital components are hermetically protected against dust and dirt ensuring trouble free operation with minimal user intervention.

**Reliable & precise fiber laser**

The fiber laser built into the SpeedMarker FL excels with an extremely long life-cycle and superior beam quality. It achieves highly precise markings on practically all metals, plastics and many other materials.

Standards



**z-Axis**

With the optional z-axis you save time when setting up the correct working distance. Through its electrical height adjustment you can set the SpeedMarker FL to different part heights quickly and easily.

**Rotary Attachment**

The addition of the optional rotary attachment allows perfect marking of cylindrical objects from within the SpeedMark software.

**Scanner**

Directly choose marking programs and jobs via code capturing with the optional plug&play scanner. This increases productivity by allowing you to do your marking jobs faster and more easily. You can also verify barcodes with the scanner after the marking process.


Options

# → Technical Details of the SpeedMarker FL

<b>Dimensions of the laser head (WxHxD)</b>	4.7 x 5.4 x 20.8 inch
<b>Dimensions of the control unit (WxHxD)</b>	19.2 x 5.5 x 27.0 inch - 19 inch rack, 3 RU
<b>Working area</b>	2.8 x 2.8 to 12.2 x 12.2 inch
<b>Maximum marking speed</b>	39.4 inch/sec (640 characters/sec)
<b>Laser type</b>	maintenance-free Yb fiber source
<b>Maximum output power</b>	10, 20, 30 or 50 watt, depending on model
<b>Wave length</b>	1064 nm ±8 nm
<b>Repetition rate</b>	up to 80 kHz
<b>Focus diameter</b>	approx. 45 µm
<b>Electrical Requirements</b>	1/N/PE 115-230VAC, +/- 10%, 50/60 Hz
<b>Power consumption</b>	< 100 watt
<b>Cooling system</b>	Air cooling
<b>Software</b>	SpeedMark marking software, different software available on demand

→ **Trotec Laser – developed and built in Austria**

Send us your materials and samples: Our application engineers and sales support team will help find the most optimal laser system that matches your needs.



**Company**  
Address

[www.troteclaser.com](http://www.troteclaser.com)

Trotec Produktions u. Vertriebs GmbH  
Linzer Str. 156, A-4600 Wels, [trotec@troteclaser.com](mailto:trotec@troteclaser.com)  
Tel. +43 / 72 42 / 239-7002, Fax +43 / 72 42 / 239-7380

